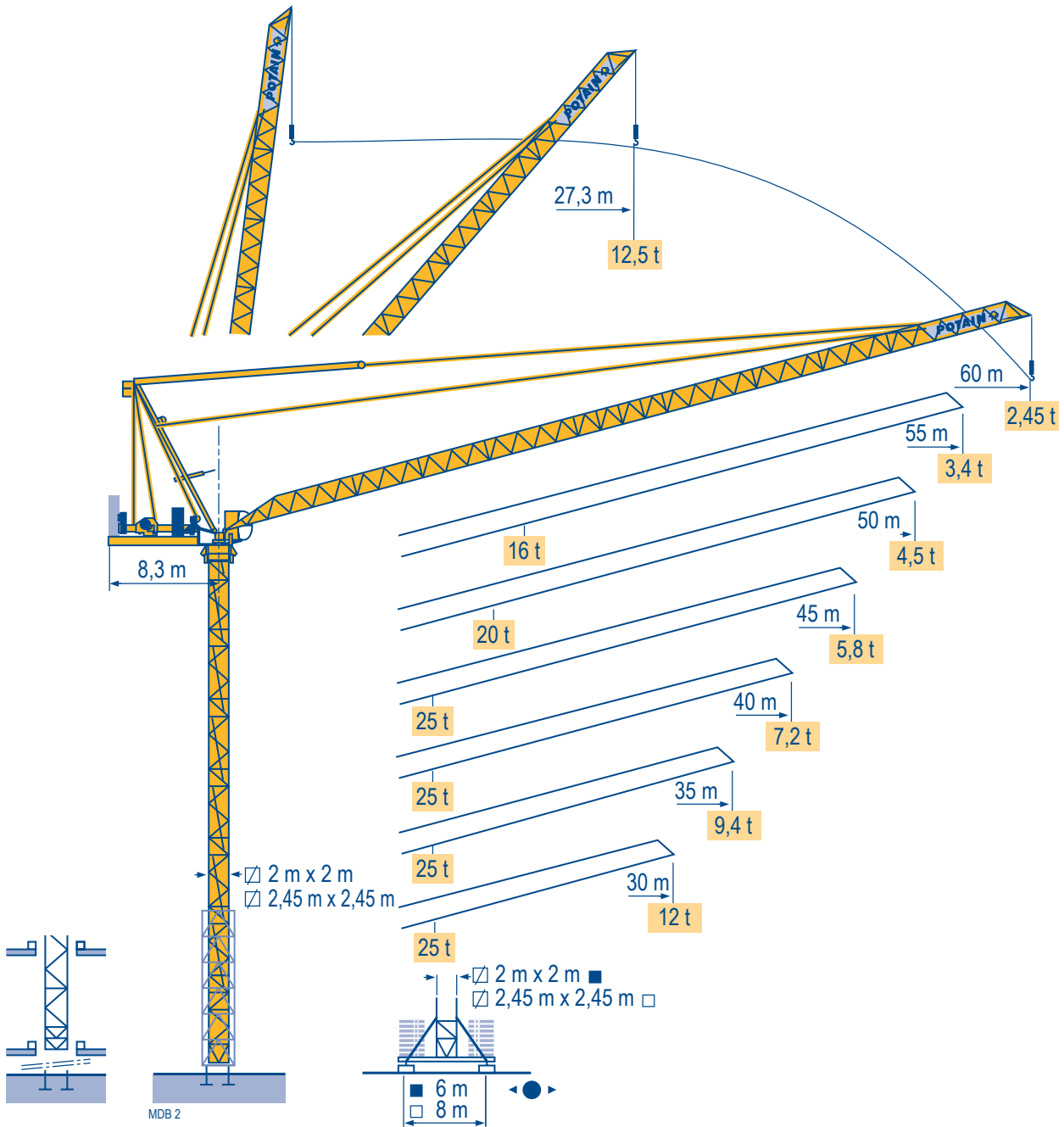


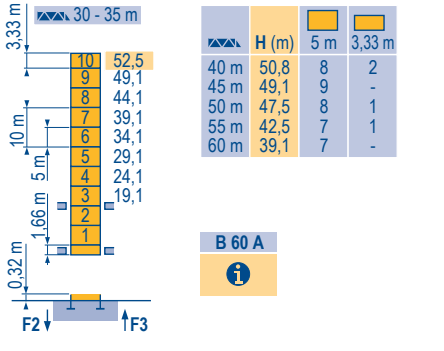
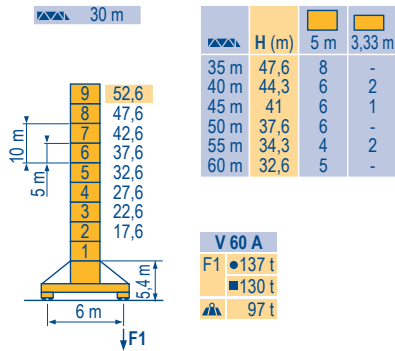
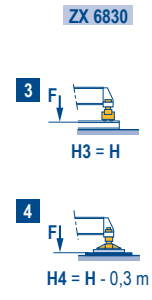
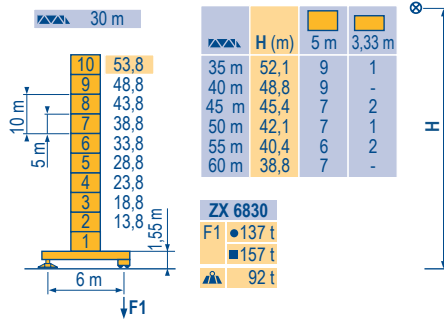
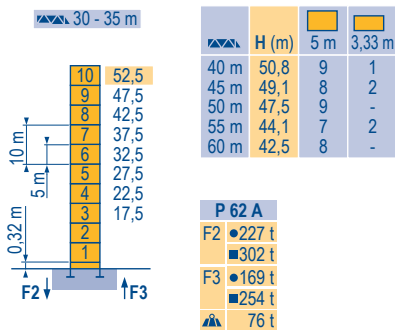
MR 295 H25



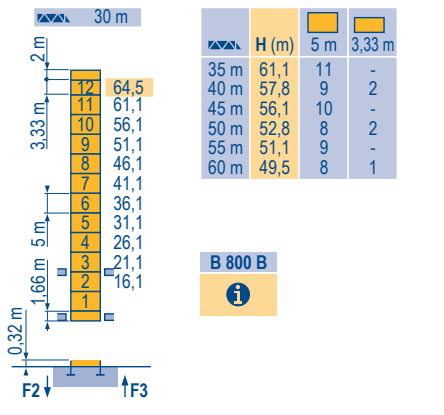
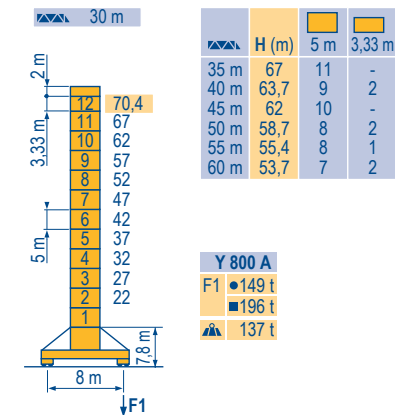
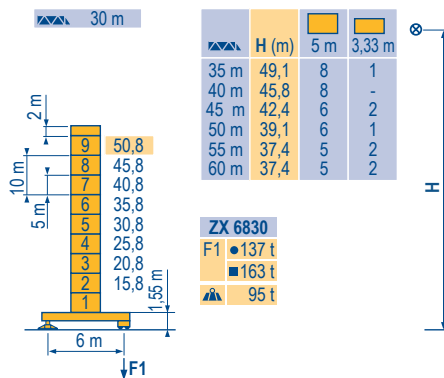
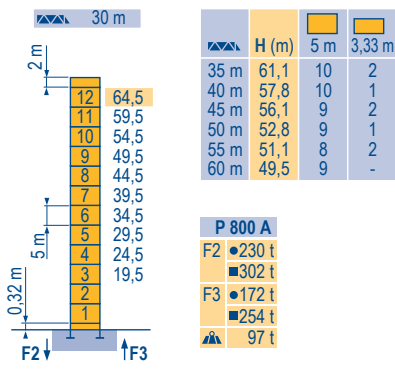
Mat / Réactions \square 2 m

Maste /
Eckdrücke
Masts /
Reactions
Mástil /
Reacciones
Torre / Reazioni
Tramo /
Reacções

MOB 4



\square 2,45 m



MR 295 H25

POTAIN



F
Réactions en service
Réactions hors service



A vide sans lest (ni train de transport) avec flèche et hauteur maximum.



D
Reaktionskräfte in Betrieb
Reaktionskräfte außer Betrieb
Ohne Last, Ballast (und Transportachse), mit Maximalausleger und Maximalhöhe.



GB
Reactions in service
Reactions out of service
Without load, ballast (or transport axes), with maximum jib and maximum height.



E
Reacciones en servicio
Reacciones fuera de servicio
Sin carga, sin lastre, (ni tren de transporte), flecha y altura máxima.



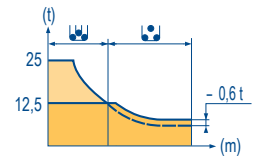
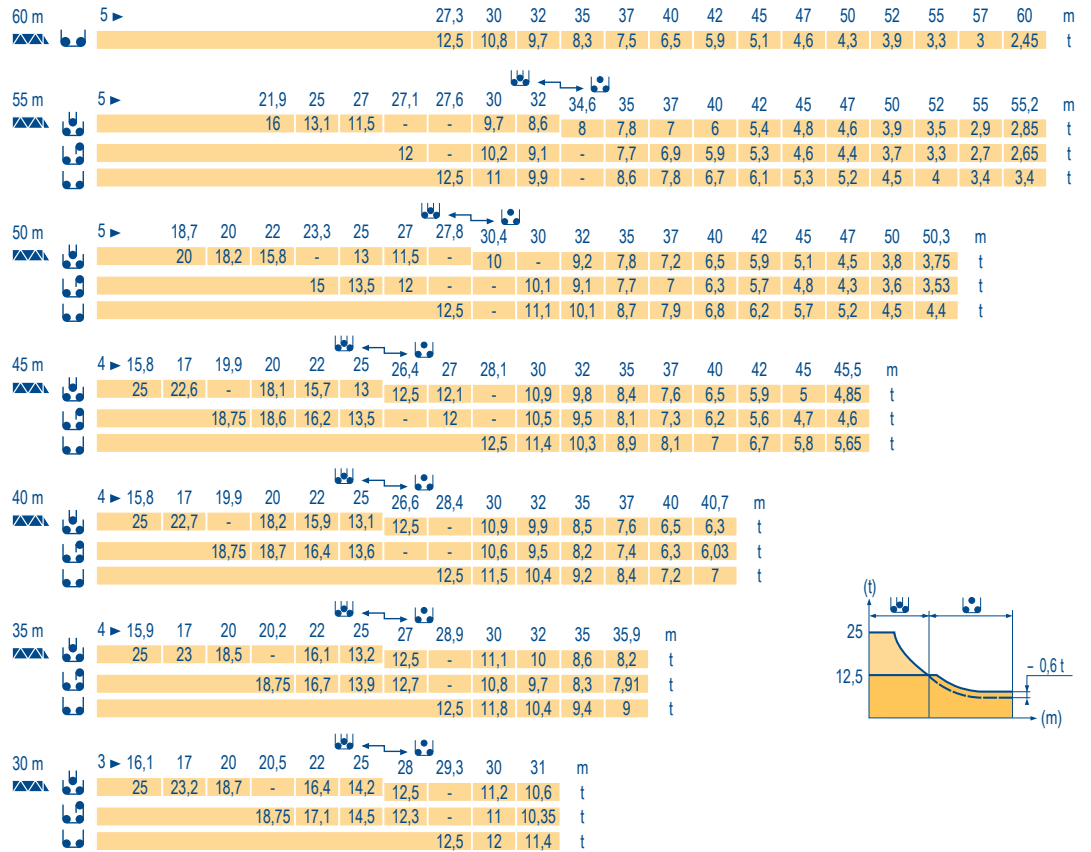
I
Reazioni in servizio
Reazioni fuori servizio
A vuoto, senza zavorra (ne assali di trasporto) con braccio massimo e altezza massima.



P
Reacções em serviço
Reacções fora de serviço
Sem carga (nem trem de transporte)- sem lastro com lança e altura máximas.

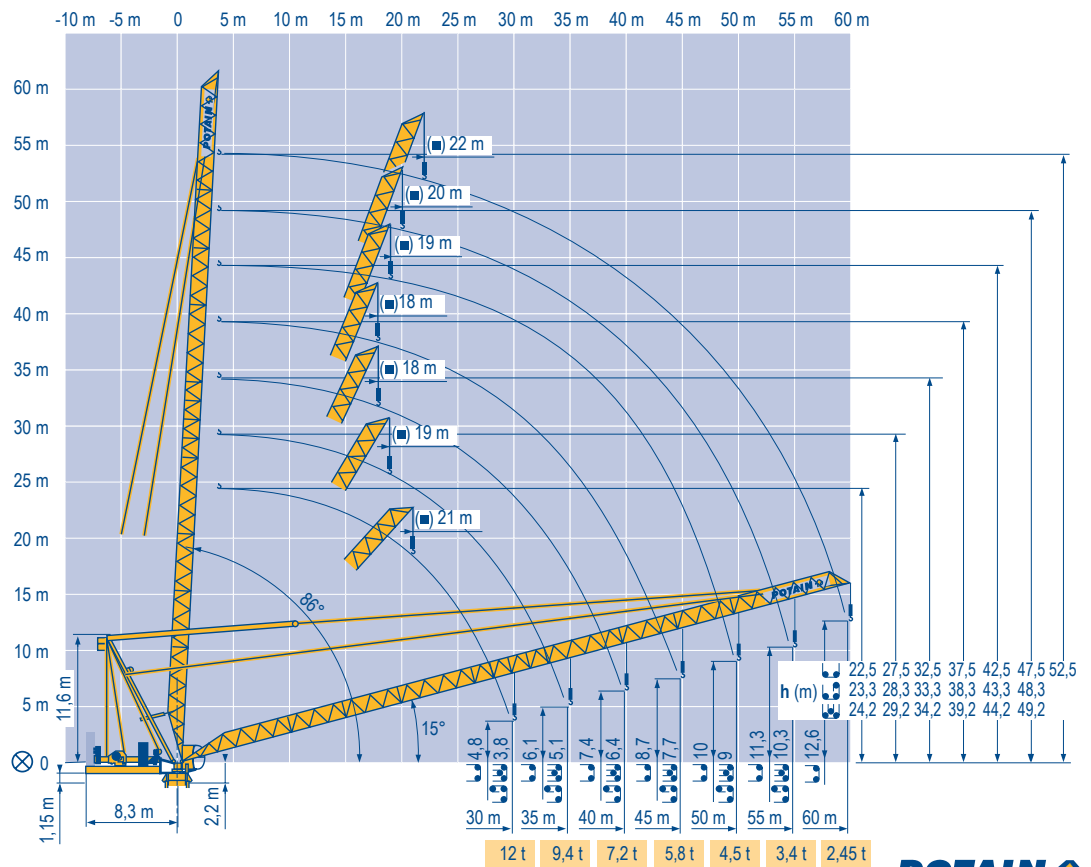
Courbes de charges
Lastkurven
Load diagrams
Curvas de cargas
Curve di carico
Curva de cargas

MDB 3



Flèche relevée
Ausleger in Steilstellung
Luffing jib
Flecha izada
Braccio impennato
Lança inclinada

MDB 1



MR 295 H25

POTAIN



F
Axe articulation flèche
Position girouette

D
Ausleger-gelenkachse
Windfreistellung

GB
Jib hinge shaft
Weathervaning position

E
Eje articulación de flecha
Posición eleta

I
Asse cerniera braccio
Libera rotazione

P
Eixo de articulação da lança
Posição em catavento

MR 295 H25 50 Hz													ch - PS hp	kW		
▲ ▼	150 LVF 63 GH Optima	m/min t	0 → 42 → 72 → 144 → 196	12,5	6,5	2,2	1	0 → 21 → 36 → 72 → 98	25	13	4,4	2	150	110	1200 m	CEI 38/IEC 38
	150 LCC 63	m/min t	0 → 46 → 56 → 70 → 92 → 110	12,5	9	6	3	1,56	25	18	12	6	3,12	150	110	
▶	100 VVF 40	m/min	1 min 40 s										100	75		kVA
⦿	RVF 182 Optima +	tr/min U/min - rpm	0 → 0,8										2 x 12	2 x 9		
ZX 6830 ◀ ▶	RT 664 A2B 2V	m/min	16 - 32										6 x 7	6 x 5,2		150 LVF : 270 kVA 150 LCC : 270 kVA
V 60 A ◀ ▶	RT 544 A1 2V R ≥ 13 m	m/min	13,5 - 27										4 x 7	4 x 5,2		
Y 800 A ◀ ▶	RT 584 A1 2V	m/min	13,5 - 27										8 x 7	8 x 5,2		

MR 295 H25 60 Hz													ch - PS hp	kW		
▲ ▼	180 LVF 63 GH Optima	m/min t	0 → 50 → 88 → 174 → 196	12,5	6,5	2,2	1	0 → 25 → 44 → 87 → 98	25	13	4,4	2	180	132	1200 m	CEI 38/IEC 38
	150 LCC 63	m/min t	0 → 46 → 56 → 70 → 92 → 110	12,5	9	6	3	1,56	25	18	12	6	3,12	150	110	
▶	100 VVF 40	m/min	1 min 40 s										100	75		kVA
⦿	RVF 182 Optima +	tr/min U/min - rpm	0 → 0,8										2 x 12	2 x 9		
ZX 6830 ◀ ▶	RT 664 A2B 2V	m/min	19 - 38										6 x 8,4	6 x 6,2		180 LVF : 300 kVA 150 LCC : 300 kVA
V 60 A ◀ ▶	RT 544 A1 2V R ≥ 13 m	m/min	16 - 32										4 x 8,4	4 x 6,2		
Y 800 A ◀ ▶	RT 584 A1 2V	m/min	16 - 32										8 x 8,4	8 x 6,2		

F

Levage
Relevage
Orientation
Translation
Nous consulter

D

Heben
Ausleger-Einziehen
Schwenken
Kranfahren
Auf Anfrage

GB

Hoisting
Luffing
Slewing
Travelling
Consult us

E

Elevación
Elevación de flecha
Orientación
Traslación
Consultarnos

I

Solleveramento
Brandeggio
Rotazione
Traslazione
Consultateci

P

Elevação
Inclinação da lança
Rotação
Tranlação
Consultar-nos



Document commercial non contractuel. Pour toute information technique se référer à la notice correspondante.

Unverbindliches Vertriebsdokument. Für technische Informationen, siehe die entsprechenden Anweisungen.

This commercial document is not legally binding. For any technical information, please refer to the corresponding instructions.

Documento comercial no contractuel. Para cualquier información técnica, ver la noticia correspondiente.

Documento commerciale non vincolante, per tutte le informazioni tecniche fare riferimento al catalogo istruzioni.

Documento comercial não contratual. Para qualquer informação técnica complementar consultar as respectivas instruções.



Manitowoc Crane Group



Americas

Tel : +1 888 479 7278
Tel : +1 717 593 2000

Europe - Middle East - Africa

Tel : +33 (0) 4 72 81 50 00
Tel : +44 (0) 191 522 2000

Asia - Pacific

Tel : +65 6264 1188
Fax : +65 6862 4040

www.manitowoccrane.com

18, rue de Charbonnières - B.R.173
69132 ECULLY Cedex - France

Tél. : +33 (0) 4 72 18 20 20
Fax. : +33 (0) 4 72 18 20 00
www.manitowoccrane.com

MR 295 H25

Code S-89985-36_Réf. 2005 20 MDB 8

Copyright.Reproduction interdite © POTAIN 2005