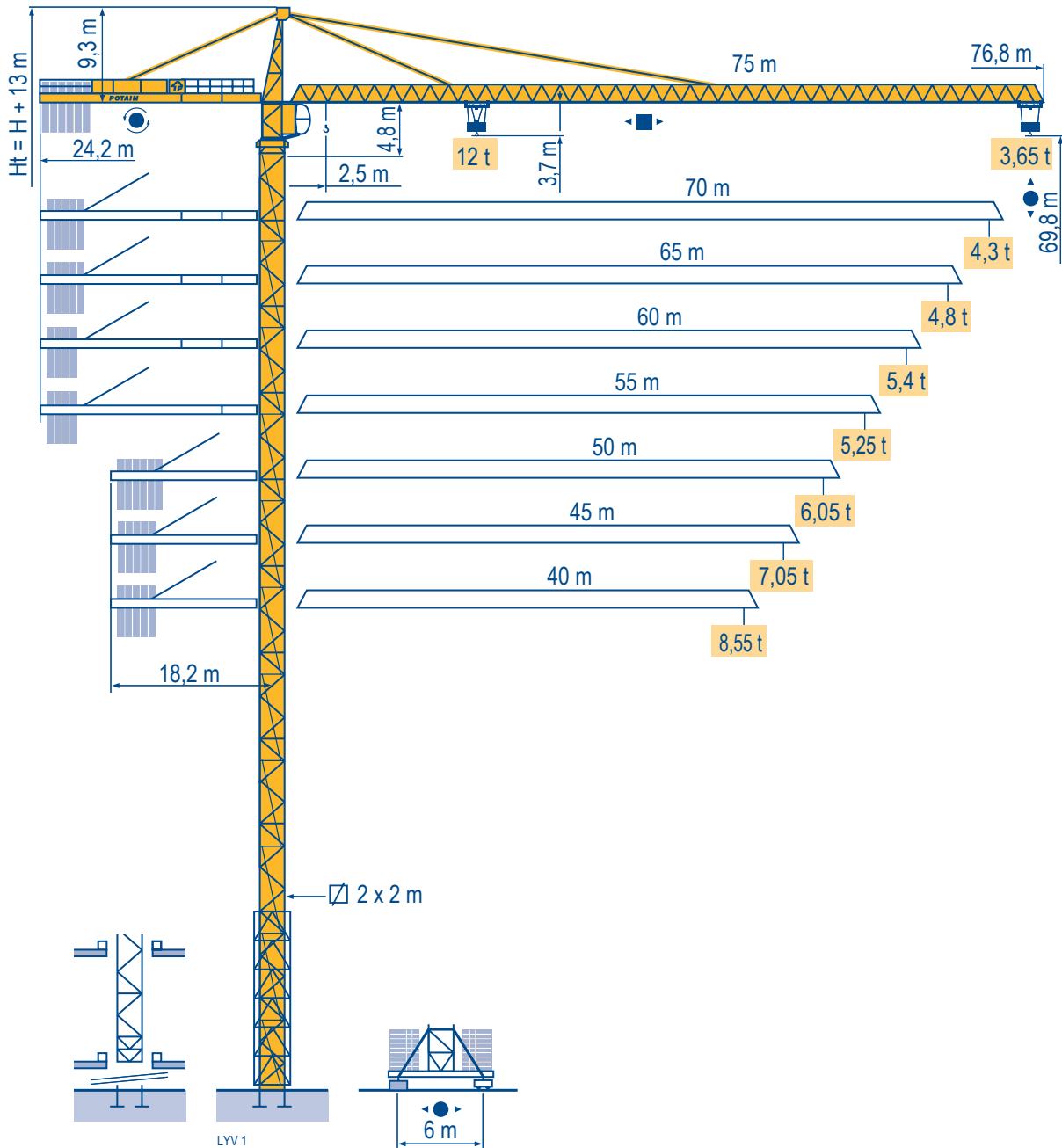
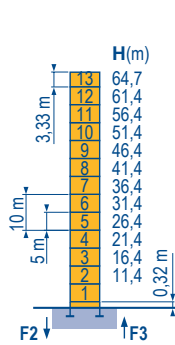


MD 365 B L12

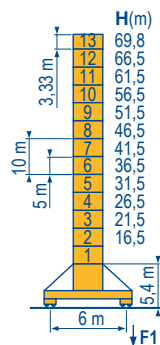


Mat / Réactions \square 2 m
 Maste / Eckdrücke \triangle 40 m \Rightarrow 75 m
 Masts / Reactions
 Mástil / Reacciones
 Torre / Reazioni
 Tramo / Reações

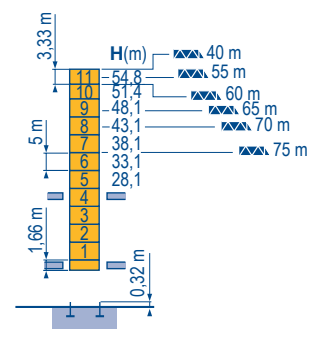
LVV2



P 62 A	
F2	● 201 t
	■ 200 t
F3	● 140 t
	■ 140 t
	▲ 99 t



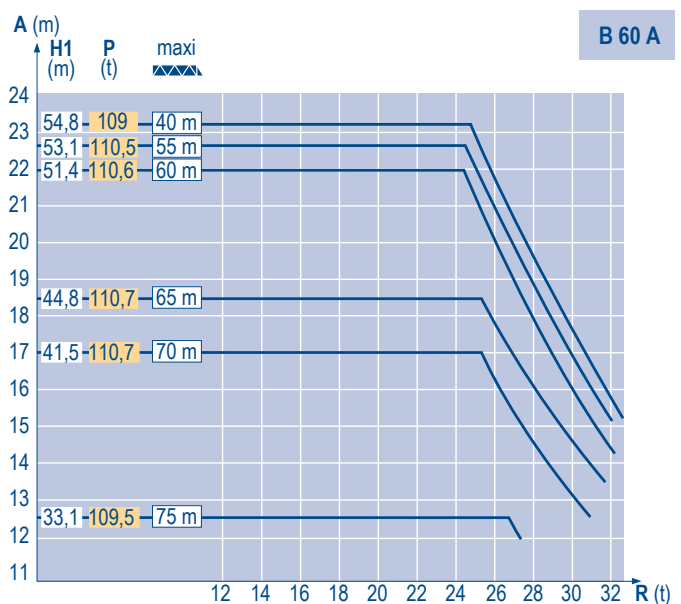
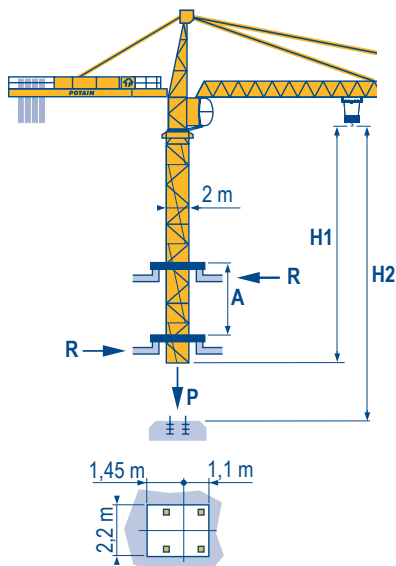
V 60 A	
F1	● 126 t
	■ 128 t
	▲ 111 t



B 60 A	
	▲ 111 t

Télescopage sur dalles
 Kletterkrane im Gebäude
 Climbing crane
 Telescopage gruas trepadoras
 Gru in cavedio
 Telescopagem sobre lages

LVV1



TOPKIT
 MD 365 B L12

POTAIN

F	D	GB	E	I	P
● Réactions en service	● Reaktionskräfte in Betrieb	● Reactions in service	● Reacciones en servicio	● Reazioni in servizio	● Reações em serviço
■ Réactions hors service	■ Reaktionskräfte außer Betrieb	■ Reactions out of service	■ Reacciones fuera de servicio	■ Reazioni fuori servizio	■ Reações fora de serviço
A vide sans lest (ni train de transport) avec flèche et hauteur maximum.	Ohne Last, Ballast (und Transportachse), mit Maximalausleger und Maximalhöhe.	Without load, ballast (or transport axles), with maximum jib and maximum height.	Sin carga, sin lastre, (ni tren de transporte), flecha y altura máxima.	A vuoto, senza zavorra (ne assali di trasporto) con braccio massimo e altezza massima.	Sem carga (nem trem de transporte)- sem lastro com lança e altura máximas.
Nous consulter	Auf Anfrage	Consult us	Consultarnos	Consultateci	Consultar-nos

Courbes de charges

Lastkurven

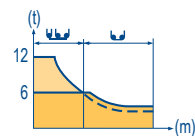

Load diagrams

Curvas de cargas

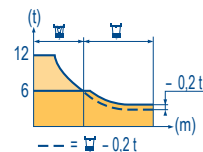
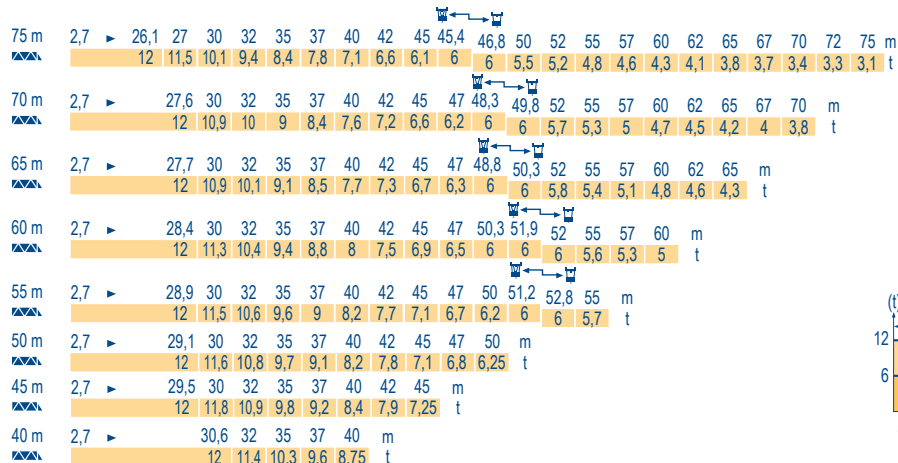
Curve di carico

Curva de cargas

LVV 1



75 m - 70 m : - - - = ω - 0,950 t
 40 m - 65 m : - - - = ω - 0,850 t



Lest de contre-flèche

Gegenauslegerballast

Counter-jib ballast

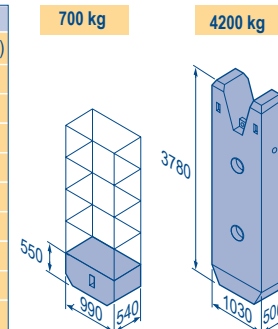
Lastre de contra flecha

Contrappeso

Lastros da contra lança

LVV 2

		50 LVF - 75 LVF - 100 LVF			150 LCC		
		4200 kg	700 kg	▲ (kg)	4200 kg	700 kg	▲ (kg)
75 m	24,2 m	5	4	23 800	5	2	22 400
70 m	24,2 m	5	-	21 000	4	3	18 900
65 m	24,2 m	4	4	19 600	4	1	17 500
60 m	24,2 m	4	-	16 800	3	3	14 700
55 m	24,2 m	3	5	16 100	3	2	14 000
50 m (B60A)	24,2 m	3	3	14 700	3	-	12 600
50 m	18,2 m	5	5	24 500	5	3	23 100
45 m	18,2 m	5	1	21 700	4	4	19 600
40 m	18,2 m	4	3	18 900	4	-	16 800



Lest de base - Grundballast

Base ballast - Lastre de base

Zavorra di base - Lastros da base

LVV 1

□ 2 m	V 60 A	H (m)	▲ (t)													
			69,8	66,5	61,5	56,5	51,5	46,5	41,5	36,5	31,5	26,5	21,5	16,5		
			108	108	108	108	108	108	108	96	96	96	96	84	84	

Ancrages

Verankerungen

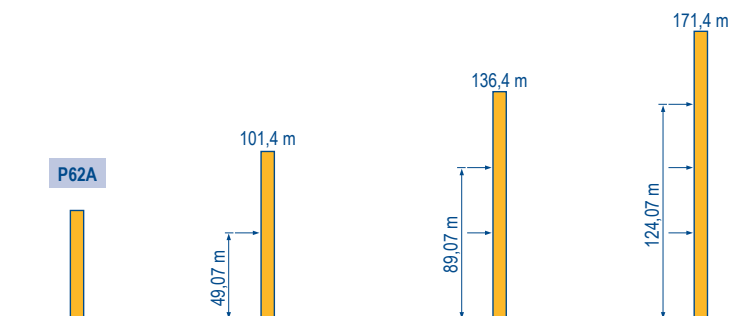
Anchorage

Anclaje

Ancoraggio

Ancoragem

LVV 2







TOPKIT MD 365 B L12

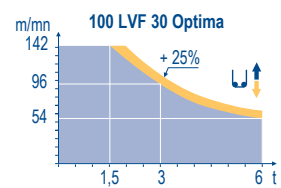
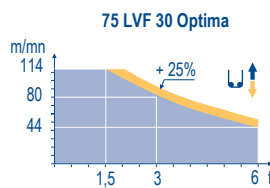
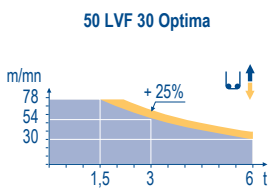

















	F	D	GB	E	I	P
A	Distance entre cadres	Abstand zwischen den Rahmen	Distance between collars	Distancia entra marcos	Distanza fra i telai	Distância entre quadros
H1	Hauteur grue	Kranhöhe	Crane height	Altura grúa	Altezza gru	Altura da grua
P	Poids de la grue(en service)	Krangewicht (in Betrieb)	Crane weight (in service)	Peso de la grúa (en servicio)	Peso della gru (in servizio)	Peso da grua (em serviço)
R	Réaction horizontale	Horizontalkräfte	Horizontal reaction	Reaccion horizontal	Reazione orizzontale	Reacção horizontal
	Voir télescopage sur dalles	Siehe Kletterkrane im Gebäude	See climbing crane	Veja grua trepadora	Consultare gru in cavedio	Ver telescopagem sobre lages


Mécanismes
Antriebe
Mechanisms
Mecanismos
Meccanismi
Mecanismos

LTV 5

		U ↑					U ↓					ch - PS hp	kW		
▲	50 LVF 30 Optima	m/min	2,4 → 9,6 → 30 → 38 → 54 → 78	1,2 → 4,8 → 15 → 19 → 27 → 39					50	37	340 m				
		t	6 6 6 4,5 3 1,5	12 12 12 9 6 3											
	75 LVF 30 Optima	m/min	0 → 44 → 56 → 80 → 114	0 → 22 → 28 → 40 → 57					75	55	570 m				
		t	6 4,5 3 1,5	12 9 6 3											
▲	100 LVF 30 Optima	m/min	0 → 54 → 68 → 96 → 142	0 → 27 → 34 → 48 → 71					100	75	1019 m				
		t	6 4,5 3 1,5	12 9 6 3											
	150 LCC 30	m/min	86 → 103 → 129 → 172 → 206	43 → 52 → 65 → 86 → 103					150	110	652 m				
		t	6 4,5 3 1,5 0,75	12 9 6 3 1,5											
◀ ▶	6 DVF 4	m/min	0 → 50 (12 t) 0 → 100 (6 t) 0 → 120 (3 t)									5,5	4		
	RVF 182 Optima +	tr/min U/min rpm	0 → 0,7									2 x 12	2 x 9		
V 60 A 	RT 544 A1 2V R ≥ 13 m	m/min	13,5 - 27									4 x 7	4 x 5,2		
CEI 38			IEC 38		kVA										
400 V (+6% -10%) 50 Hz				50 LVF : 75 kVA 75 LVF : 100 kVA 100 LVF : 125 kVA 150 LCC : 175 kVA											



F	D	GB	E	I	P
					
Levage	Heben	Hoisting	Elevación	Sollevamento	Elevação
					
Distribution	Katzfahren	Trolleying	Distribución	Distribuzione	Distribuição
					
Orientation	Schwenken	Slewing	Orientación	Rotazione	Rotação
					
Translation	Kranfahren	Travelling	Traslación	Traslazione	Translação

 Document commercial non contractuel. Pour toute information technique se référer à la notice correspondante. Unverbindliches Vertriebsdokument. Für technische Informationen, siehe die entsprechenden Anweisungen. This commercial document is not legally binding. For any technical information, please refer to the corresponding instructions. Documento comercial non contractuel. Para cualquier información técnica, ver la noticia correspondiente. Documento commerciale non vincolante, per tutte le informazioni tecniche fare riferimento al catalogo istruzioni. Documento comercial não contractual. Para qualquer informação técnica complementar consultar as respectivas instruções.



Americas
Tel : +1 888 479 7278
Tel : +1 717 593 2000

Europe – Middle East – Africa
Tel : +33 (0) 4 72 81 50 00
Tel : +44 (0) 191 522 2000

Asia – Pacific
Tel : +65 6264 1188
Fax : +65 6862 4040

www.manitowoccrane.com

18, rue de Charbonnières - B.R.173
69132 ECULLY Cedex - France
Tél. : +33 (0) 4 72 18 20 20
Fax. : +33 (0) 4 72 18 20 00
www.manitowoccrane.com

TOPKIT MD 365 B L12
Code N-91985-63_Réf. 2003 48 LTV 5

Copyright.Reproduction interdite © POTAIN 2003

Réalisation Secdoc