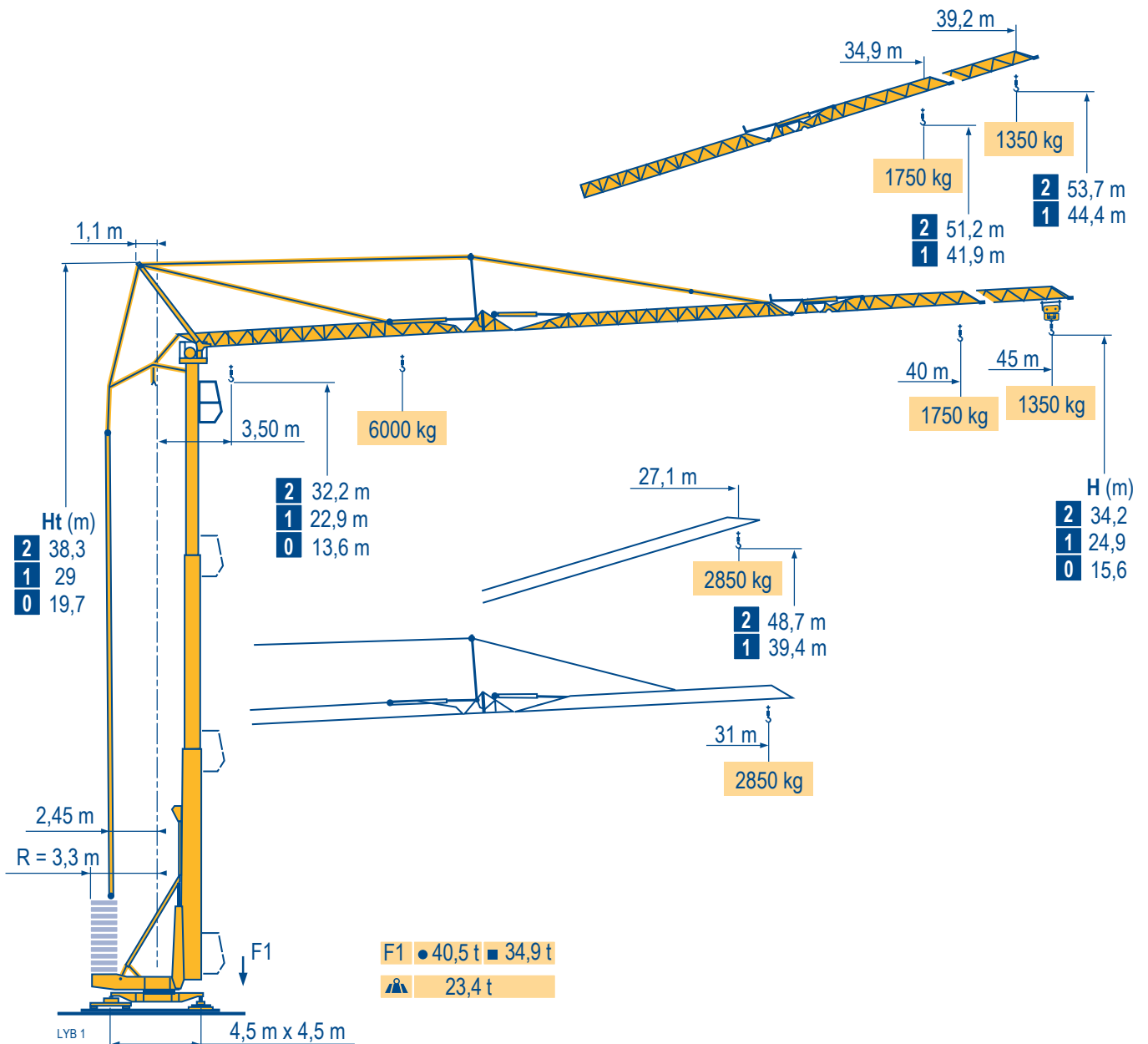


HDT 80



Courbes de charges

Lastkurven

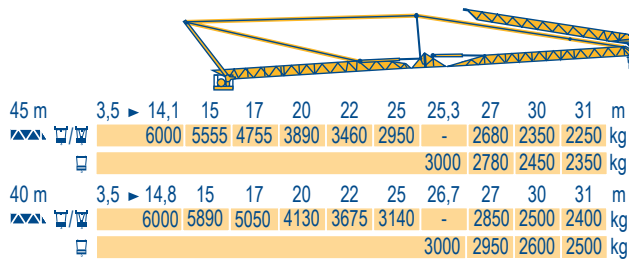
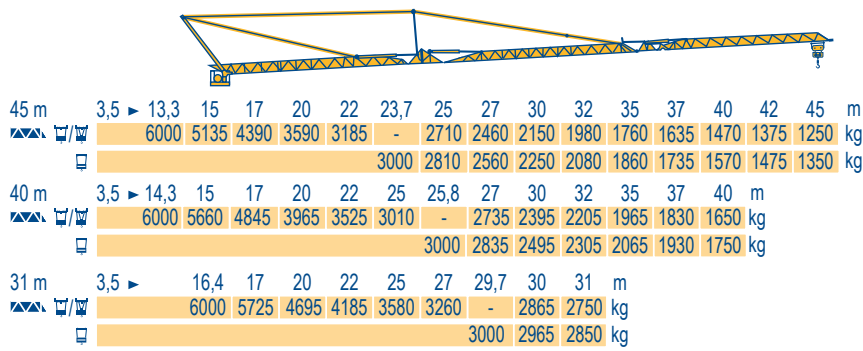
Load diagrams

Curvas de cargas

Curve di carico

Curva de cargas

LYB 1



Flèche relevée

Ausleger in Steilstellung

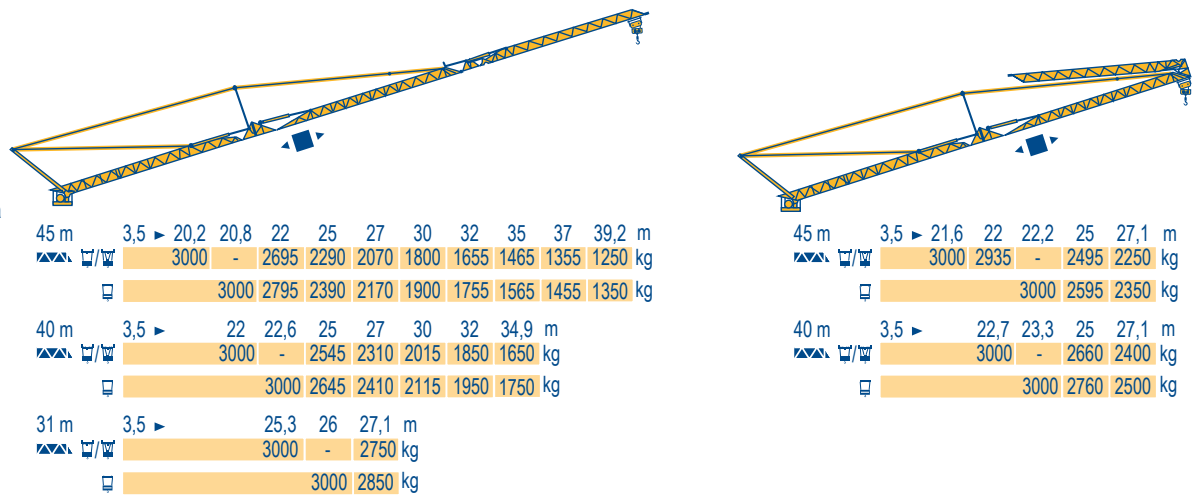
Luffing jib

Flecha izada

Braccio impennato

Lança inclinada

LYB 1



HDT 80



F

Chariot distributeur
Réactions en service
Réactions hors service
A vide sans lest (ni train de transport) avec flèche et hauteur maximum.

D

Verfahrbare Laufkatze
Reaktionskräfte in Betrieb
Reaktionskräfte außer Betrieb
Ohne Last, Ballast (und Transportachse), mit Maximalausleger und Maximalhöhe.

GB

Traversing trolley
Reactions in service
Reactions out of service
Without load, ballast (or transport axes), with maximum jib and maximum height.

E

Carro distribuidor
Reacciones en servicio
Reacciones fuera de servicio
Sin carga, sin lastre, (ni tren de transporte), flecha y altura máxima.

I









Carrellino distributore
Reazioni in servizio
Reazioni fuori servizio
A vuoto, senza zavorra (ne assali di trasporto) con braccio massimo e altezza massima.

P

Carro distribuidor
Reacções em serviço
Reacções fora de serviço
Sem carga (nem trem de transporte)- sem lastro com lança e altura máximas.

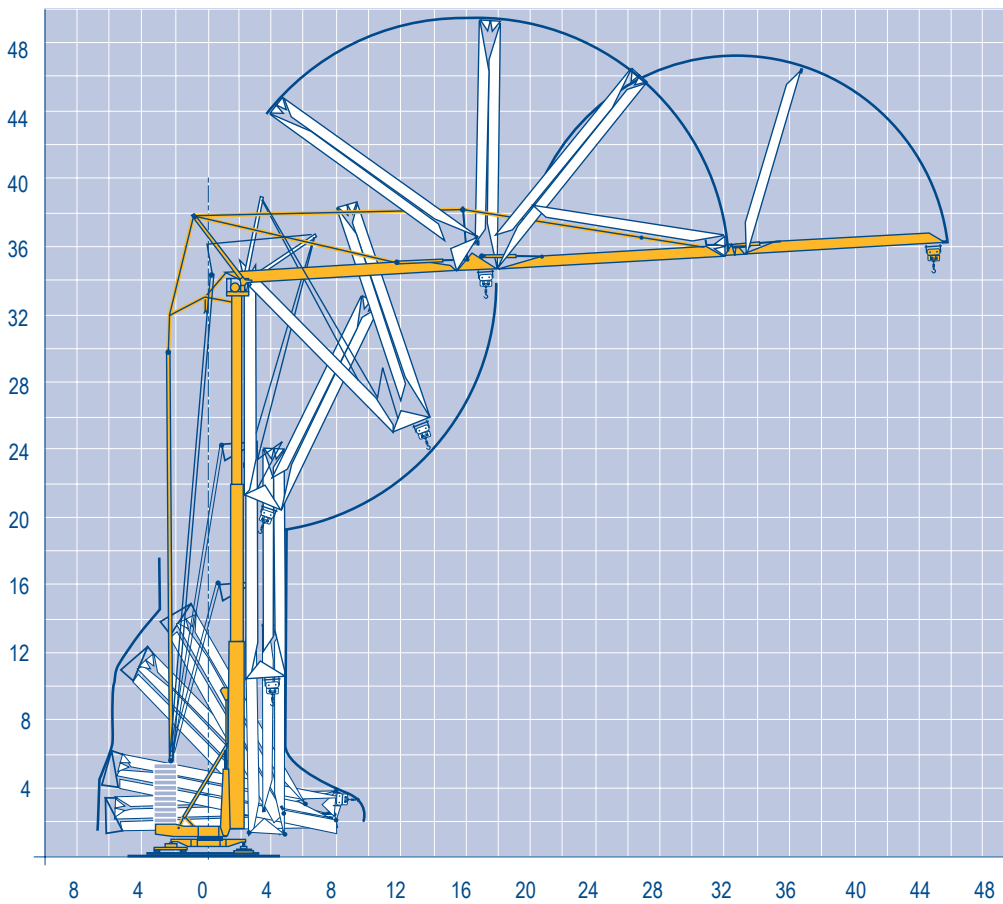
Mécanismes
Antriebe
Mechanisms
Mecanismos
Meccanismi
Mecanismos

LYB 5

												ch - PS hp	kW	
	20 LVF 15	m/min	4	26	42	52	68	2	13	21	26	34	20	15
		kg	3000	3000	1800	1400	700	6000	6000	3600	2800	1400		
	5 DVF 5	m/min	9 - 22 - 58 (3000 kg)					9 - 22 - 44 (6000 kg)					6,5	4,8
	RVF+61	tr/min U/min rpm	0 → 0,8										8	5,9
	TVDS 124	m/min	25										2 x 4	2 x 3
CEI 38 			IEC 38											
400V (+6% -10%) 50 Hz			20 LVF 15 : 35 kVA											

Montage
Montage
Erection
Montaje
Montaggio
Montagem


LYB 1



HDT 80

POTAIN 

F

 Leverage
 Distribution
 Orientation
 Translation

D

Heben
 Kätzfahren
 Schwenken
 Kranfahren

GB

Hoisting
 Trolleying
 Slewing
 Travelling

E

Elevación
 Distribución
 Orientación
 Traslación

I

Sollevamento
 Distribuzione
 Rotazione
 Traslazione

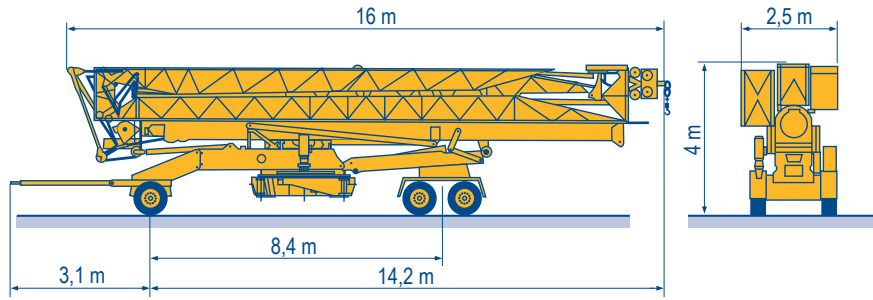
P

Elevação
 Distribuição
 Rotação
 Translação

Transport
 Transport
 Transport
 Transporte
 Trasporto
 Transporte

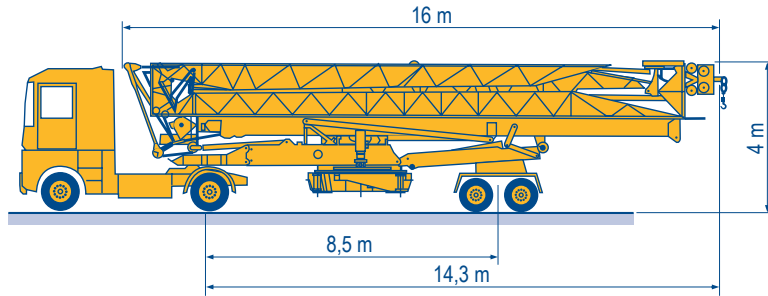
LYB 1

DJ126M/S215M



SL121/S215M

SL122/J215M



Document commercial non contractuel. Pour toute information technique se référer à la notice correspondante.

Unverbindliches Vertriebsdokument. Für technische Informationen, siehe die entsprechenden Anweisungen.

This commercial document is not legally binding. For any technical information, please refer to the corresponding instructions.

Documento commercial non contractuel. Para cualquier información técnica, ver la noticia correspondiente.

Documento commerciale non vincolante, per tutte le informazioni tecniche fare riferimento al catalogo istruzioni.

Documento comercial não contratual. Para qualquer informação técnica complementar consultar as respectivas instruções.



18, rue de Charbonnières - B.R.173
 69132 ECULLY Cedex - France

Tél. : +33 (0) 4 72 18 20 20
 Fax. : +33 (0) 4 72 18 20 00
 www.manitowoccrane.com

Americas

Tel : +1 888 479 7278
 Tel : +1 717 593 2000

Europe - Middle East - Africa

Tel : +33 (0) 4 72 81 50 00
 Tel : +44 (0) 191 522 2000

Asia - Pacific

Tel : +65 6264 1188
 Fax : +65 6862 4040

www.manitowoccrane.com

HDT 80

Code M-91985-39_Réf. 2003 48 LYB 6

Copyright.Reproduction interdite © POTAIN 2003

Réalisation Secloc