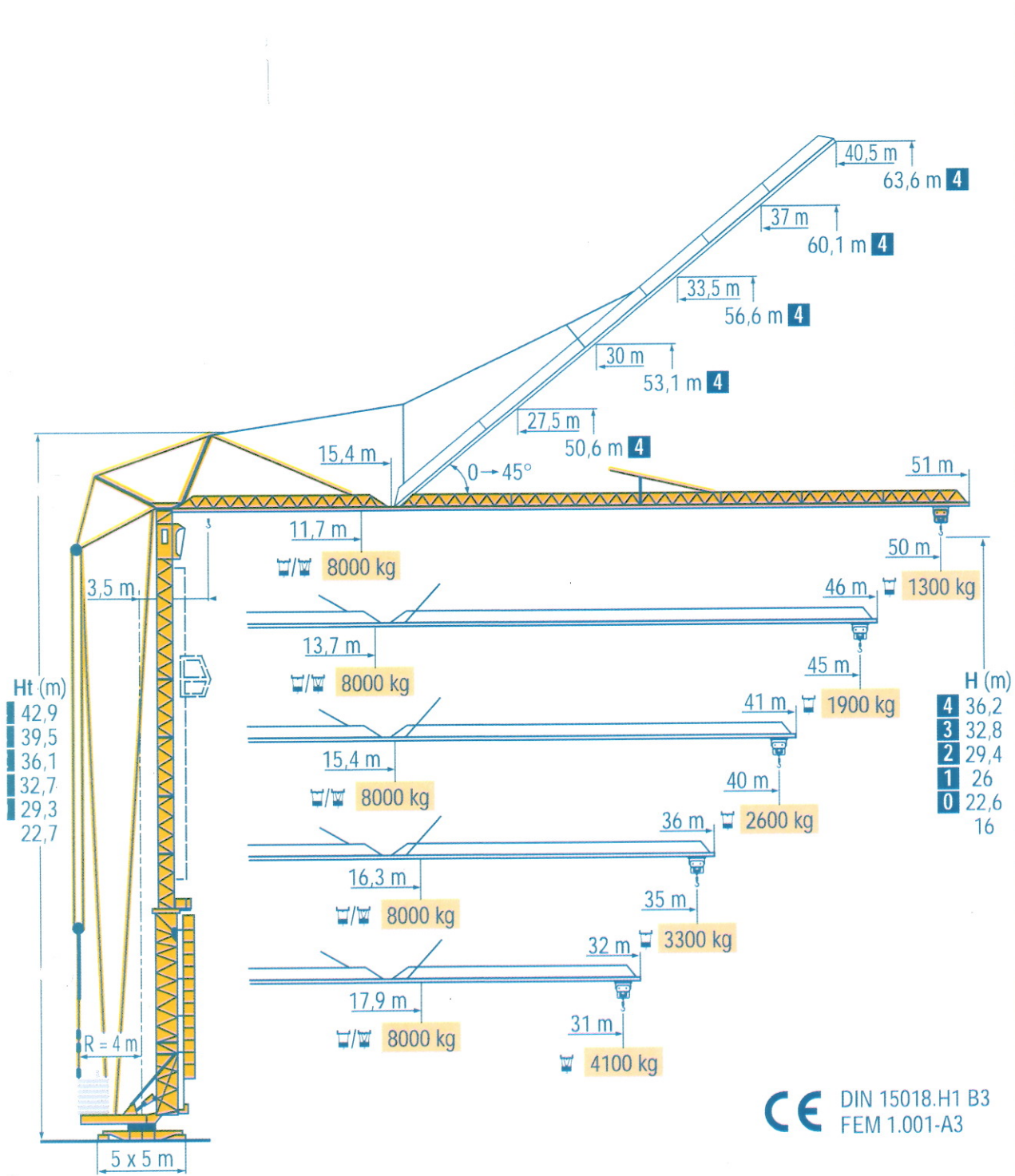


GTMR 386 A



- HD
- HDT
- GTMR
- CITY CRANE
- TOPKIT MD
MAXI MD
- MAXI TOPKIT
- Topless MDT
- MR

CE DIN 15018.H1 B3
FEM 1.001-A3



POTAIN

0 m	3,5	▶	11,7	15	17	19	20,8	21	23	25	27	29	31	33	35	37	38	40	42	45	48	50	m
☒			8000	5780	4920	4260	-	3740	3300	2980	2690	2440	2230	2050	1890	1740	1680	1550	1450	1300	1180	1100	kg
☐							4000	3940	3530	3180	2890	2640	2430	2250	2090	1940	1880	1750	1650	1500	1380	1300	kg
5 m	3,5	▶	13,7	17	19	21	23	24,6	25	27	29	31	33	35	37	38	40	42	45				m
☒			8000	6070	5280	4650	4150	-	3730	3380	3080	2830	2600	2410	2230	2150	2010	1880	1700				kg
☐								4000	-	3580	3280	3030	2800	2610	2430	2350	2210	2080	1900				kg
0 m	3,5	▶	15,4	17	19	21	23	25	27	28	29	31	33	35	37	40							m
☒			8000	7070	6160	5440	4860	4380	3980	-	3640	3340	3090	2860	2660	2440							kg
☐										4000	-	3540	3290	3060	2860	2600							kg
5 m	3,5	▶	16,3	19	21	23	25	27	29	29,8	31	33	35										m
☒			8000	6630	5860	5240	4730	4300	3930	-	3620	3340	3100										kg
☐										4000	3820	3540	3300										kg
1 m	3,5	▶	17,9	19	21	23	25	27	29	31													m
☒			8000	7460	6600	5910	5340	4860	4450	4100													kg
☐										4000													kg

Fèche relevée

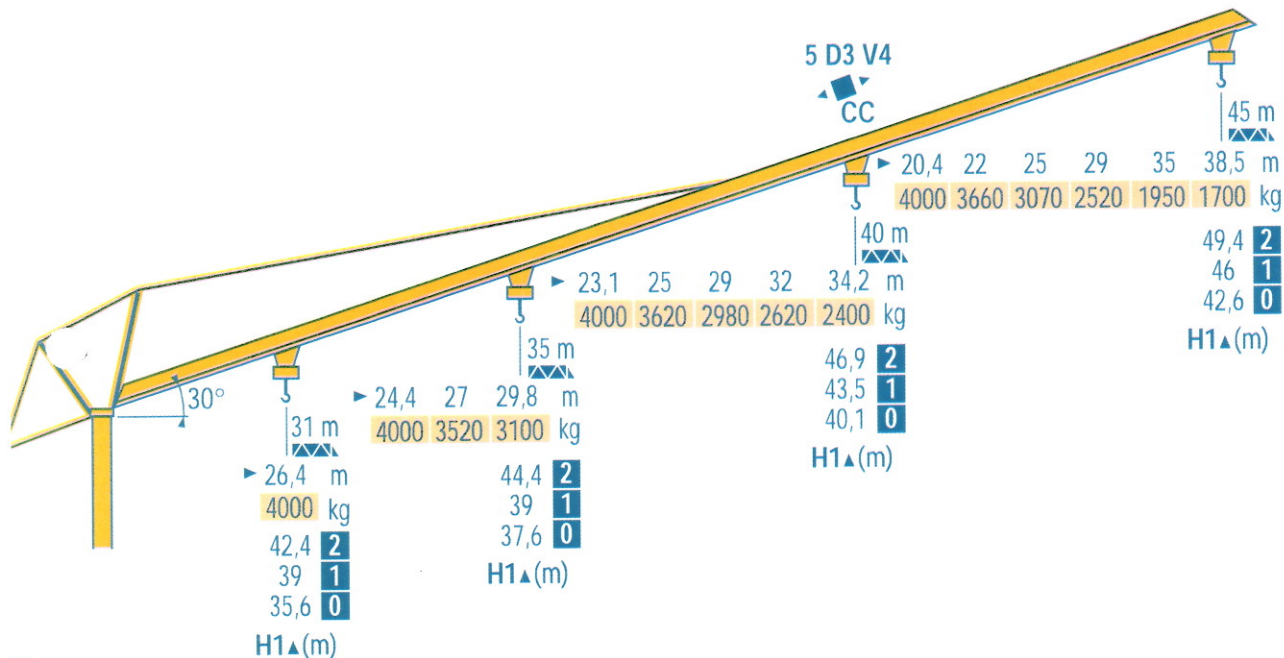
Ausleger in Steilstellung

Luffing jib

Flecha izada

Braccio impennato

起升吊臂



☒ Chariot distributeur et courbes de charges

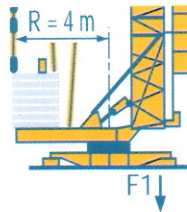
☒ Traversing trolley and load diagrams

☒ Carrellino distributore e curve di carico

☒ Verfahrbare laufkatze und lastkurven

☒ Carro distribuidor y curvas de cargas

☒ 变副滑车和负荷曲线



F1 ● 45 t ■ 38 t

31 t

T1

<ul style="list-style-type: none"> ● Réactions en service ■ Réactions hors service A vide sans lest (ni train de transport) avec flèche et hauteur maximum 	F	<ul style="list-style-type: none"> ● Reactions in service ■ Reactions out of service Without load, ballast (or transport axes), with maximum jib and maximum height. 	GB	<ul style="list-style-type: none"> ● Reazioni in servizio ■ Reazioni fuori servizio A vuoto, senza zavorra (ne assali di trasporto) con braccio massimo e altezza massima 	I
<ul style="list-style-type: none"> ● Reaktionskräfte in Betrieb ■ Reaktionskräfte außer Betrieb Ohne Last, Ballast (und Transportachse), mit Maximalausleger und Maximalhöhe. 	D	<ul style="list-style-type: none"> ● Reacciones en servicio ■ Reacciones fuera de servicio Sin carga, sin lastre, (ni tren de transporte), flecha y altura máxima. 	E	<ul style="list-style-type: none"> ● 工作状态下的反应 ■ 非工作状态下的反应 空载无压重也无运输车有吊臂和最大高度 	C

Mécanismes

Antriebe

F

D

Mechanisms

Mecanismos

GB

E

Meccanismi

机构

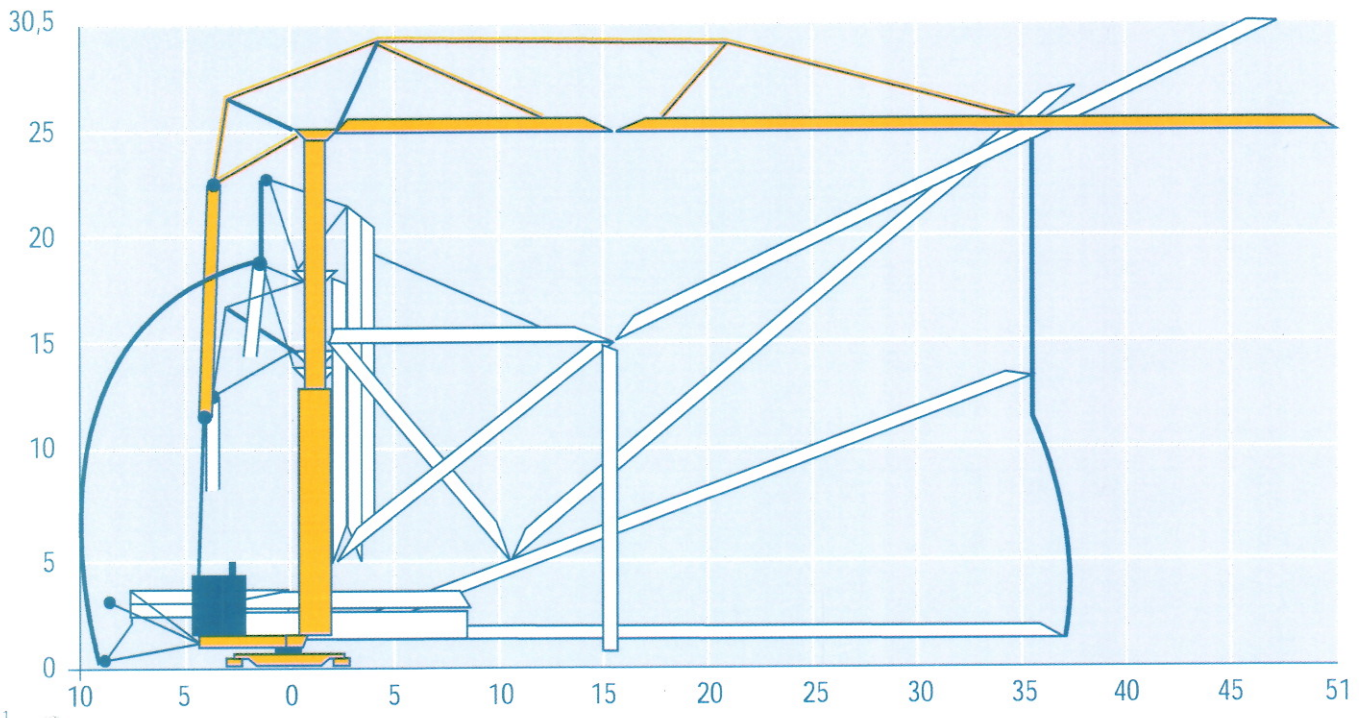
I

C

									ch - PS hp	kW
	33 PC 20	m/min	5,4	30	60	2,7	15	30	33	24
		kg	4000	4000	2000	8000	8000	4000		
	33 LVF 20	m/min	5,4	31	62	2,7	15,5	31	33	24
		kg	4000	4000	2000	8000	8000	4000		
	5 D3 V4	m/min	15 - 30 - 58						5,5	4
	RCV 62	tr/min U/min rpm	0 → 0,8						8	5,9
	H ≤ 32,8 m	m/min	25						2 x 4	2 x 3
CEI 38		IEC 38	kVA							
400 V (+6% -10%) 50 Hz			50 kVA				84/534 - 87/405			

T2

<ul style="list-style-type: none"> ● Levage ■ Distribution Orientation Translation Conforme aux directives CEE 84/534 et 87/405 sur le niveau acoustique 	F	<ul style="list-style-type: none"> ● Hoisting ■ Trolleying Slewing Travelling In compliance with the EEC 84/534 and 87/405 Instructions on noise level 	GB	<ul style="list-style-type: none"> ● Sollevamento ■ Diritribuzione Rotazione Traslazione Conforme alle direttive CEE 84/534 e 87/405 sul livello acustico 	I
<ul style="list-style-type: none"> ● Heben ■ Katzfahren Schwenken Kranfahren Gemäss EWG-Richtlinien 84/534 und 87/405 für den Schall-Leistungspegel 	D	<ul style="list-style-type: none"> ● Elevación ■ Distribución Orientación Traslación Conforme con las directivas CEE 84/534 y 87/405 sobre el nivel acustico 	E	<ul style="list-style-type: none"> ● 起升 ■ 变幅 回转 行走 符合 CEE 84/534 - CEE 87/405 声响度规定 	C



Transport
Version semi-portée

F

Transport
Tractor towed version

GB

Trasporto
Versione semi rimorchio

I

Transport
Ausführung als Sattelaufleger

D

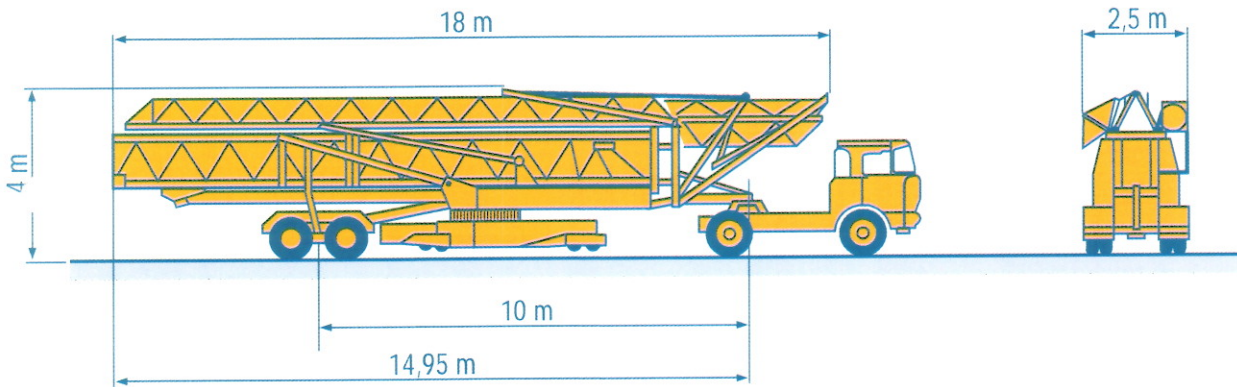
Transporte
Versión en semi-remolque

E

运输
半拖挂

C

S4/S215M
S5B/J215M



POTAIN 
GRUPE LEGRIS INDUSTRIES

18.Rue de Charbonnières, B.P. 173
F-69132 ECULLY Cedex
Tél. (33)04.72.18.20.20
Fax (33)04.72.18.20.00
<http://www.potain.com>
E-mail : mkt@potain.fr

GTMR 386 A

Copyright.Reproduction interdite © POTAIN 1997

Deutschland
POTAIN GmbH Tel : 06.105.704.0

Italia
POTAIN S.p.A. Tel : 039.65.631

Singapore
POTAIN PTE LTD Tel : (00.65) 227.1550